


# HOME MAINTENANCE & PEST CONTROL

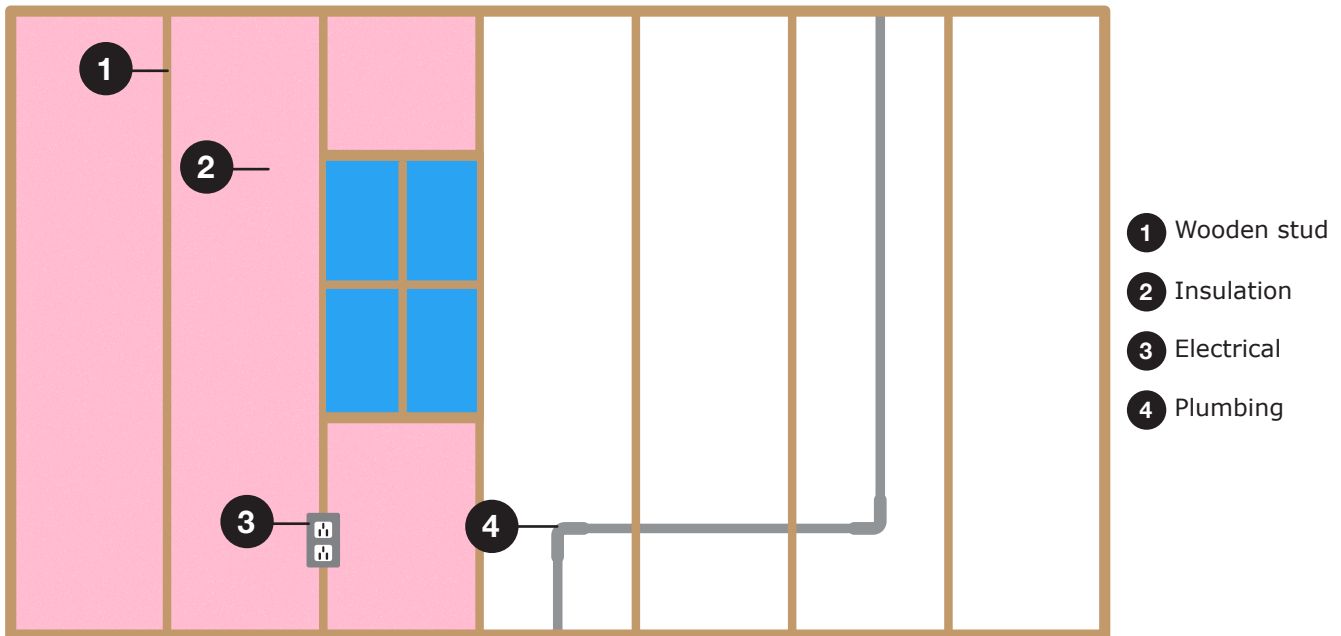
Most homes in Canada are constructed using a wooden frame, with insulation, plumbing and electrics added in the gaps in between. With the abundance of wood and the ease of construction, this approach makes a lot of sense in Canada – but depending on the condition of the property, wooden homes can be less durable over time and vulnerable to pests.

When viewing properties in your new community, make a note of how well maintained the exterior and interior is. Good property maintenance, whether rented or purchased, is the best way of ensuring your new home can take care of you and your family while being sure to prevent pests.



**Home Care**  
A Guide to Repair & Maintenance





## Typical Canadian Wall Construction



## PEST PREVENTION TIPS

- 1 Follow the **Pictou County Solid Waste Reduction Sorting Guide** and learn your waste pick-up schedule.
- 2 Store food in airtight containers wherever possible to discourage pests – glass works best against rodents.
- 3 Refrigerate cooked foods, preferably also sealed in airtight containers.
- 4 Create a cleaning routine to ensure a clean home.
- 5 Make sure all potential entry points into the home are sealed. Look at doorways or other areas such as vents – if you can see an opening or light coming through pests can find their way in.
- 6 Wrap or insulate pipes that have excess condensation. Repair leaky faucets and pipes. Ventilate bathrooms and dehumidify moist areas to reduce sources of water.
- 7 Be mindful - pests are on the look out for food, water, and shelter!

## Pictou County Solid Waste Reduction Sorting Guide





## CLEANING TIPS


- 1 Clean up spills immediately.
- 2 Keep countertops and other food surfaces wiped down after each use.
- 3 Regularly clean dark and/or damp areas close to a food source (for example beneath and behind appliances).
- 4 Store garbage in sealed plastic containers and when full, dispose of them outside in secure garbage bins.
- 5 Do not allow dirty dishes to pile up, especially overnight. If you cannot wash them immediately, leave them to soak in detergent and water.
- 6 Vacuum often to help remove food particles and insect egg masses.
- 7 Clean food storage areas and inside the fridge frequently.

## WHAT TO DO IF YOU SEE ANY PEST IN YOUR HOME?

Seeing any pest in your home suggests a bigger problem – you need to take action! Pests are not only unpleasant they can pose serious health risks.


Many pests only come out at night, so be on the lookout for signs that you have unwanted company. Rodent droppings, chewed food packaging, bite marks on cables, and noise in your walls are all signs to look out for.

Ask a friend or community member who will be familiar with pest prevention in your new area for their best tips. If you are renting, contact your landlord for help. Professional pest control services are available and you are not alone.



### Health Canada Pest Control

To learn more about the health concerns and more prevention tips for mice, rats, and cockroaches visit Health Canada



## FIRE SAFETY

Be sure to have a fire plan and make sure you have fire safety devices on hand such as fire extinguishers and smoke detectors that are tested as recommended.

In case of a fire you cannot put out call 9-1-1 and leave immediately.



**Important Read:**  
Health Canada  
Fire and Safety tips